

The background is a solid light orange color. In the center is a white notebook with two pages visible. The top page is slightly offset to the left, showing a hole punch and horizontal lines. The bottom page is more prominent, also with a hole punch and horizontal lines. The text 'Kindergarten Round-up' is written in a black, cursive font on the bottom page. Surrounding the notebook are four colorful pencils: a red pencil on the left, a blue pencil with a yellow eraser on the left side, a green pencil on the right, and a yellow pencil with a pink eraser on the right side. All pencils have pink erasers.

Kindergarten Round-up

Learn all about Kindergarten at College Prep Elementary

Welcome to College Prep Elementary!


Future and current CPE Families,

Welcome to our Kindergarten Round up. We will be sharing information about...

- Our teachers
- Our school building/ classrooms
- The curriculum we use
- A typical Kindergarten day
- Transportation
- PBIS behavior system
- Is my student ready?
- How to register

We will also answer any questions you have about Kindergarten.

Thank you for coming!



Kindergarten Teachers


We have two Kindergarten teachers. Class sizes are usually under 24 students per class. This year class sizes were 14 students in each class.



Ms. Sesker



Mrs. Pederson



Our School Building/ Classrooms




Early exposure to books

Curriculum

Reading

Superkids Reading

This program captivates students from the start with tales of the Superkids. These relatable characters and their ongoing adventures provide an engaging and cohesive framework for literacy success.




Curriculum

Math

Math Expressions

This proven Pre-K–6 curriculum helps children make sense of math by exploring, discussing, and demonstrating student understanding of key concepts.



Typical day in Kindergarten

- 9:00-9:30 Morning meeting and routines
- 9:30-10:45 Reading
- 10:45-11:15 Lunch
- 11:15-12:15 Math
- 12:15-12:45 Specials- Art, Gym, World Culture
- 12:45-1:15 Recess
- 1:15-1:30 Quiet time/read aloud
- 1:30-1:45 Writing
- 1:45-2:00 Snack
- 2:00-2:20 Science/Social Studies
- 2:20-2:45 Playtime
- 2:45-3:00 Afternoon meeting
- 3:00 Dismissal



Transportation

Bus



Or Van





At CPE we provide transportation for all students, no matter where you live. Students are picked up by a bus, a van, or are dropped off by family members.

PBIS at CPE

PBIS is a positive behavior system CPE uses.

At CPE we instill character skills by teaching students to be respectful, to show integrity, to be safe, and to show excellence where ever they are.

We Show R.I.S.E.



PBIS at CPE

What Is PBIS?

The acronym, PBIS stands for Positive Behavior Interventions and Strategies. PBIS is a framework that CPE has adopted, which will help us to create an even more positive school culture. *This framework relies on clear expectations for scholars and staff, as well as a focus on positive language and reinforcement for our scholars.*

What Does This Mean at CPE?

CPE has decided upon the acronym, **R.I.S.E.**, to help remind our scholars of our school-wide expectations. **R.I.S.E.** stands for:

Respect
Integrity
Safety
Excellence

Scholars at CPE learn and practice how to show the expectations in the various areas of our school building. As they follow expectations, they are rewarded by staff with a **PHOENIX TICKET** which they can turn in to their teacher for a tangible or intangible prize. They can also be rewarded as a whole class with a **GOLD COIN**. The class with the most coins at the end of the month wins a pizza or ice cream party.

Signed,
The CPE PBIS Team

Is My Student ready?

kindergarten

readiness checklist

I can:

- recognize and name basic shapes: square, circle, triangle, and rectangle
- recognize and name numbers 1-10, even when they are out of order
- count to 20
- count 10 objects, pointing to each one as I count
- say or sing the alphabet
- recognize the letters of the alphabet, both uppercase and lowercase (even out of order)
- identify colors in an 8-ct crayon pack
- recognize my first name
- write my first name
- sort items by size, color, or shape
- hold a book and turn pages
- tell if two words rhyme
- identify some letter sounds
- say my parents' full names and phone numbers (at least one)

kindergarten

readiness checklist

I can:

- put on my coat and zip it up
- tie my shoes
- take turns and share
- sit quietly and listen
- follow simple directions
- use the bathroom by myself (including zipping and buttoning pants)
- put on my backpack
- hold a pencil or crayon
- cut with scissors
- put things away
- hang my backpack on a hook
- wash my hands with soap
- use a tissue to wipe my nose
- cough into my elbow
- stand in line
- drink from a drinking fountain
- raise my hand and wait to be called on
- open any food containers in my lunch



How to Register Your Student

All you have to do is fill out the kindergarten packet and return it to CPE

- we can mail it to you
- You can pick it up in the office



Thank you for coming!

Any Questions?